

HITACHI



# SULLAIR OIL/WATER SEPARATORS

For All Lubricant Types

*20 – 3300 cfm*




Hitachi Global Air Power

# SULLIPRO™ OIL/WATER SEPARATORS

- Unique hermetically-sealed cartridge design\*
  - Quick and easy to change
  - Lightweight—max 55 lbs or less
  - Inlet tube doubles as a handle for easy transport and installation
  - No special tools necessary
  - Landfill compliant for disposal
- Engineered for safety
  - Integrated base valve helps prevent fluid leaks and helps retain absorbed substances within the cartridge
- Modular flexibility for evolving needs
  - Uniform cartridge sizing allows for hassle-free stocking, ordering and expansion
- Control Unit with integrated valve enables easy operation control and remote monitoring
  - Regulates flow to help maximize efficiency of pressurized cartridge
  - Remote access via web browser to key performance data and alarms

*\*SULLIPRO 100 & 200 units feature direct to filter separation without a cartridge.*



## SULLIPRO SERIES

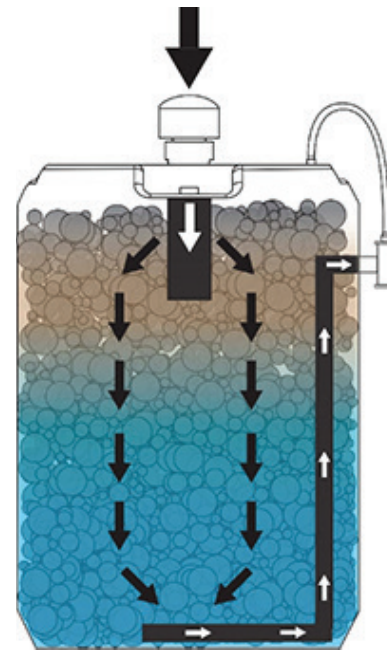
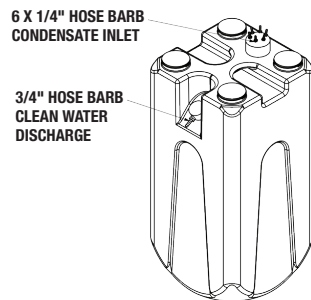
### How SULLIPRO Units Work

1. Condensate enters the inlet connection
2. Condensate/air mixture flows to depressurization chamber
3. Condensate flows into the measuring chamber
4. Control Unit regulates flow through the manifold into the cartridge(s)
5. Treated condensate moves into the collector and up to the outlet port
6. The Control Unit calculates the estimated service interval for improved planning
7. Once full, cartridges can be disposed normally in most cases

SULLIPRO OIL/WATER SEPARATORS	SULLIPRO 100 & 200	SULLIPRO 400 -3300
Flow Rates <i>cfm</i>	45–225	400–3300
Suitable Lubricant Types	All - Including Polyglycol	All - Including Polyglycol
Separation Type	Direct to Filter	Direct to Cartridge, Sensor Monitoring
Cartridge Based System	No	Yes
Controls	—	IIoT ready Advanced Modbus Integrated Design Cartridge Life Cycle Status Indicator
Available Options	High Pressure Relief Chamber Alarm Sensor Multiple Inlet Adapter Flow Splitter	High Pressure Relief Chamber Expansion Kits Spill Protection Basin

# SP OIL/WATER SEPARATORS

- Maintenance free
  - No pumps, sensors or pre-separation filter pads
  - Not susceptible to mold
  - No messy element to change
- No power consumption
  - No electricity needed
  - Internal decompression chamber
  - Place anywhere
- <10 ppm carryover
  - Separates emulsified condensate
- Easy installation and change-out
  - Prime unit and run condensate lines directly into unit
  - Saves time and mess for service
  - When full, replace with a new unit
- Works with ALL compressor fluids
  - Alumina silicate substrate media bed
  - Specific gravity, emulsification and relative humidity do not affect performance



## SP SERIES

The SP Series is a non-cartridge option using molecular filtration.

### How SP Units Work

Condensate flows into the depressurization chamber where pressure is reduced.

Then, the condensate contacts the media bed and bonds to the unique alumina silicate modified to create an ionic charge.

The cleansed water passes through the media and flows to the outlet.

The monitor water is discharged via the drain.

When planned change period is reached or water turns cloudy, the separator should be replaced.

Any size SP Oil/Water Separator can be used with all compressor sizes regardless of lubricant or humidity. The amount of lubricant in condensate determines the lifespan of each unit.

### Disposal

- Spent units can be disposed of at most sanitary landfills once excess liquid is drained and vent caps are removed.
- Units can also be recycled by following the process at [www.recycleoilsep.com](http://www.recycleoilsep.com).

#### ESTIMATED LIFE OF UNIT

hp	cfm	SP-07	SP-25	SP-40	SP-60
		MONTHS	MONTHS	MONTHS	MONTHS
5-20	20-100	up to 36	-	-	-
25-30	125-150	24	-	-	-
40-60	200-300	12	-	-	-
75-100	375-500	6	-	-	-
125-150	600-750	-	24	-	-
200-250	1000-1250	-	12	24	-
300-350	1600-1900	-	6	12	24
400-450	2200-2350	-	6	12	18
500-600	2500-3000	-	-	6	12

# TECHNICAL SPECIFICATIONS

FOR MORE INFORMATION, CONTACT YOUR  
LOCAL AUTHORIZED SULLAIR DISTRIBUTOR.

## SULLIPRO™ HIGH-EFFICIENCY OIL/WATER SEPARATORS

Model	Maximum Total Installed System Flow Rate (cfm)	Condensate Feed	Height (in)	Width (in)	Depth (in)	Weights (lbs)
SULLIPRO 100	100	2 x ½"	21	8	-	8
SULLIPRO 200	200	2 x ½"	23	15	-	13
SULLIPRO 400	400	3 x ½" / 1 x 1"	58	25	21	30
SULLIPRO 550	550	3 x ½" / 1 x 1"	58	29	21	35
SULLIPRO 1100	1100	3 x ½" / 1 x 1"	58	29	31	78
SULLIPRO 2200	2200	3 x ½" / 1 x 1"	58	37	31	100
SULLIPRO 3300	3300	3 x ½" / 1 x 1"	58	50	31	133

	SP-7	SP-25	SP-40	SP-60
INLET	4 x .25"	6 x .25"	6 x .25"	6 x .25"
OUTLET	1 x .50 Schedule 80 PVC hose barb	1 x .50 Schedule 80 PVC hose barb	1 x .50 Schedule 80 PVC hose barb	1 x .50 Schedule 80 PVC hose barb
HEIGHT (H)	22"	21.75"	41.75"	41.75"
WIDTH (A/B)	11"	20"	20"	20"
MAXIMUM FLOW gpm	3	10	15	15
MAXIMUM psi	175	175	175	175
MAXIMUM / MINIMUM TEMPERATURE	155°F / 33°F	155°F / 33°F	155°F / 33°F	155°F / 33°F
MINIMUM WEIGHT	41 lbs	200 lbs	330 lbs	470 lbs

FILTER CARTRIDGE LIFE CYCLE	
Shifts	Months
1	9–12
2	7–10
3	5–8

Min/Max Ambient Temperature °F 41/122  
 Max Condensate Temperature °F 122  
 Max Operating Pressure psi 232