



SULLAIR 1600H SERIES SULLAIR 900XHH/1150XH SERIES

Portable Lubricated Rotary Screw Air Compressors
Tier 4 Final Emissions Compliant

1600 cfm at 100 – 150 psi ■ 45.3 m³/min at 6.9 – 10.3 bar

900 cfm at 200 – 500 psi ■ 25.5 m³/min at 13.8 – 34.5 bar // 1150 cfm at 200 – 350 psi ■ 32.6 m³/min at 13.8 – 24.1 bar



BIG AIR THAT WORKS AS HARD AS YOU DO

For jobs that require high volume air power, Sullair has you covered with multiple options—the 1600H and the 900XHH/1150XH Tier 4 Final portable air compressors. Powered by legendary Sullair 25-Series Air Ends and reliable engines, these compressors provide versatile operation delivering a wide range of pressure and air flow options for your most extreme demands.

Redesigned with a focus on enhanced usability, the 1600H and the 900XHH/1150XH fully embody the Sullair brand promise: **Reliability, Durability, Performance.** Featuring the state-of-the-art 7" Sullair Touch Screen Controller (STS), improved air flow capabilities and ease of access for maintenance items in a smaller, lighter overall package*, you can count on these compressors to work as hard as you do—and as long too! With an onboard fuel capacity of 249 gallons plus an easy-operation valve to connect to an external fuel source, your compressor can extend beyond the standard 10-hour runtime.



10a. Caterpillar engine shown
10b. Perkins engine also available

1. 7" Sullair Touch Screen Controller (STS)

- Provides easy access to all compressor operation data

2. Easy-Access Battery Disconnect

- No tools needed

3. Highway Towable Running Gear

- For easy towing to jobsites

4. DEF Tank

- Up to 20 hours of runtime
- 12.8 gallon capacity

5. Enclosed Fork Pockets

- Make loading for transport quick and efficient

6. Multiple Service Doors with Robust Push to Close Latches

- Provides easy access to all service components
- Push to close latches designed to help prevent unintended door closure, helping increase worker safety.

7. Easy-Operation External Fuel Valve

- Easily connect to external fuel source to extend runtime beyond 10 hours

8. Fluid Sight Glass

- Quickly check compressor lubricant levels

9. Heater Connection

- Helps ensure compressor start-up even in the harshest environments

CUSTOMIZE YOUR COMPRESSOR

Options and Extras

- Refinery package
 - Includes Air Shut Off Valve, Non-Metallic Fan, Anti-Static Belt, Spark Arrestor

Service Features and Options

- Fast evac oil change
- Maintenance kits available for service intervals from 50–2500 hours

1600H CAT RECOGNIZED FOR:
Innovation
Utility in the rental market
Online audience engagement



10. Removable Drawbar for Towing and Fixed Jack Stand for Stability

11. Easy Transition to Aftercooled & Afterfiltered (AF)
900XHH/1150XH Aftercooled (A) only

FEATURES AND BENEFITS

Proven and Durable Packages

- Legendary Sullair 25-Series Air Ends
- Highway-towable running gear
- Improved 1500-hour air-oil separator designs with lower compressor lubricant requirements
- Multiple service doors with robust push to close latches
- Upgraded paint for improved rust and corrosion resistance

Multiple Engine Options

- Caterpillar C15
- Perkins 2506J

Both Engine Options Feature:

- Tier 4 Final emissions compliance
- Extended 500-hour engine oil service level

1600H

- 1600 cfm at 100 to 150 psi
- AWF® All Weather Fluid standard factory fill for compressor
- Available in Standard Air or Optional Aftercooled and Afterfiltered Air
 - Aftercooled and Afterfiltered Air Models include next generation condensate management system - no condensate drain required
 - Afterfiltered air meets Class 1 specifications per ISO8573-1

900XHH/1150XH

- 900 cfm at 500 psi
- 1150 cfm at 350 psi
- Available in Standard Air or Optional Aftercooled (A)

Compact Designs

- 20% smaller for easier maneuverability, storage and transit*
- Nearly 2500 pounds lighter for easier tow and load*
- Enclosed forklift pockets standard for ease of transport
- Two-machine loadability on step-deck trailer

Improved Fuel Efficiency

- Approximately 20% lower part load fuel consumption*
- 10% overall fuel consumption improvement*
- Up to 10 hours of runtime from onboard fuel source
- Easy-operation valve to connect to an external fuel source for extended duty runtime

Available With and Without Running Gear

7" Sullair Touch Screen Controllers (STS)

- In-depth compressor and engine performance information on demand
- Rugged touch screens work even when wearing gloves
- User access passcode
- Full color, digital displays
- QR Code provides access to additional compressor information

Sullair AirLinX® — a Telematics Solution Providing:

- GPS to keep track of your machines via Internet-connected devices
- Fleet management
- Remote monitoring and troubleshooting

* Compared to previous Sullair models

TECHNICAL SPECIFICATIONS

FOR MORE INFORMATION, CONTACT YOUR
LOCAL AUTHORIZED SULLAIR DISTRIBUTOR.




PERFORMANCE			
	900XHH / 1150XH		1600H
Actual Delivery <i>cfm (m³/min)</i>	900 (25.5)	1150 (32.6)	1600 (45.3)
Rated Pressure <i>psi (bar)</i>	500 (34.5)	350 (24.1)	150 (10.3)
Pressure Range, max/min <i>psi (bar)</i>	500 (34.5) / 200 (13.8)		150 (10.3) / 80 (5.5)
Service Valves, main/auxiliary	1 (2" NPT) / N/A		1 (3" NPT) / 2 (.75" NPT)
Cooling	Pressurized compressor fluid		
Lubricating Compressor Fluid	HPL 1500		AWF®
Compressor Fluid Capacity <i>gal (l)</i>	30 (114)		40 (151)
Maximum Operating Altitude <i>ft (m)</i>	12,000 (3658)		12,000 (3658)
Fuel Consumption Full Load <i>gph (l/h)</i>	24 (90.8)	24.5 (92.7)	24 (90.8)
Comp. Discharge Shutdown Temperature <i>°F (°C)</i>	300 (149)		250 (121)
Maximum Operating Tilt	15°		
Sound Level (U.S. EPA) <i>dBA @ 7 meters</i>	76		
Ambient Capability <i>°F</i>	-20 to 120		

ENGINES	
AVAILABLE MAKES & MODELS: CATERPILLAR C15 DIESEL & PERKINS 2506J DIESEL	
Emissions Level	Tier 4 Final
Displacement <i>in³/l</i>	928 (15.2)
Cylinders	6
Bore × Stroke <i>in (mm)</i>	5.4 (137) x 6.73 (171)
Operating Speed <i>rpm</i>	1800
Minimum Idle Speed <i>rpm</i>	1400
Available Power <i>bhp (kW)</i>	540 (403)
Electrical System <i>voltage</i>	24
Battery Rating <i>CCA</i>	1700
Alternator Rating <i>amp</i>	95
Radiator Capacity <i>gal (l)</i>	21.6 (81.8)
Engine Water Shutdown Temperature <i>°F (°C)</i>	219 (104)
Fuel Tank Capacity <i>gal (l)</i>	249 (943)
DEF Capacity <i>gal (l)</i>	12.8 (48.4)

DTQ PACKAGE — INCLUDES RUNNING GEAR		
Working weight <i>lbs (kg)</i>	18,980 (8627)	19,085 (8657)
Dry weight <i>lbs (kg)</i>	17,164 (7802)	17,269 (7833)
Length <i>in (mm)</i>	239 (6071)	239 (6071)
Width <i>in (mm)</i>	88 (2235)	88 (2235)
Height <i>in (mm)</i>	101 (2565)	101 (2565)
Track width <i>in (mm)</i>	79.2 (2012)	79.2 (2012)
Axle rating <i>lbs (kg)</i>	9000 (4091)	9000 (4091)
Tire size	215/75R17.5	215/75R17.5
Tire pressure <i>psi (bar)</i>	125 (8.6)	125 (8.6)
Wheel size	17.5	17.5
Lug nut torque <i>lb-ft (N-m)</i>	300 (407)	300 (407)

DLQ PACKAGE — LESS RUNNING GEAR		
Working weight <i>lbs (kg)</i>	17,472 (7942)	17,577 (7973)
Dry weight <i>lbs (kg)</i>	15,656 (7116)	15,761 (7149)
Length <i>in (mm)</i>	208 (5283)	208 (5283)
Width <i>in (mm)</i>	88 (2235)	88 (2235)
Height <i>in (mm)</i>	89 (2261)	89 (2261)

Hitachi Global Air Power US, LLC

HitachiGlobalAirPower.com/Portables   

©2025 Hitachi Global Air Power US, LLC. All rights reserved. Specifications including appearance subject to change without notice. PAP9001600T4F202510-7
The Sullair symbol, Sullair wordmark, AirLinX and AWF are registered trademarks of Hitachi Global Air Power US, LLC.